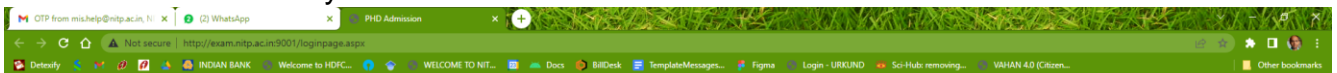


Ph.D. Admission Event May 2022

Very important:

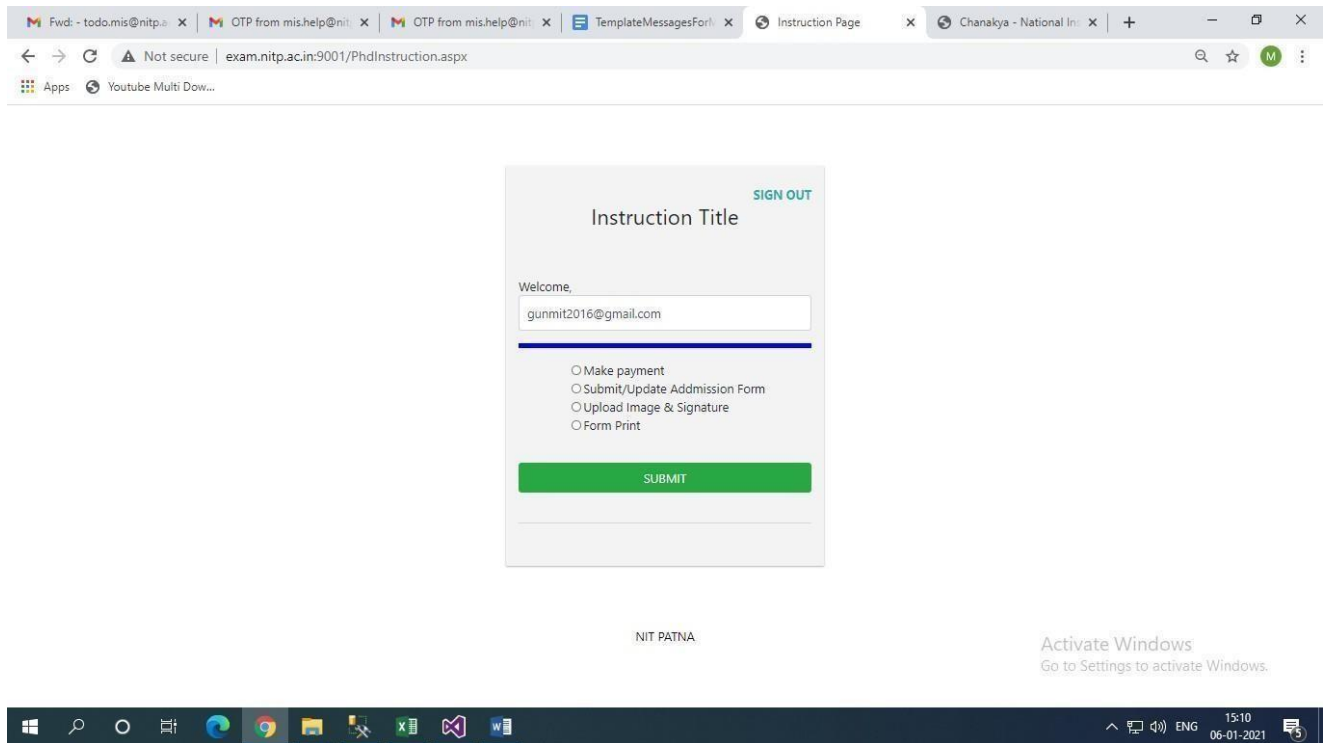
- You must use the same e-mail id for making payment and filling the application form. A mismatch may render your application invalid.
- You cannot use an email id that you have used for a previous PhD admission event at NIT Patna. Use of such an email id will retrieve a previous payment receipt and will not allow you to make payment for the current event. Hence, a different email id must be used.
- If you want to apply for PhD in multiple departments at NIT Patna, then a separate payment and application is required for each department. Each such (application + payment) needs to be done using a separate email id.
- The link for online application/payment will close on 22nd June 2022, 11:00 AM. You must apply before that.

Step 1: <http://exam.nitp.ac.in:9001/loginpage.aspx> click on this link for application to Ph.D. Admission May 2022 event.

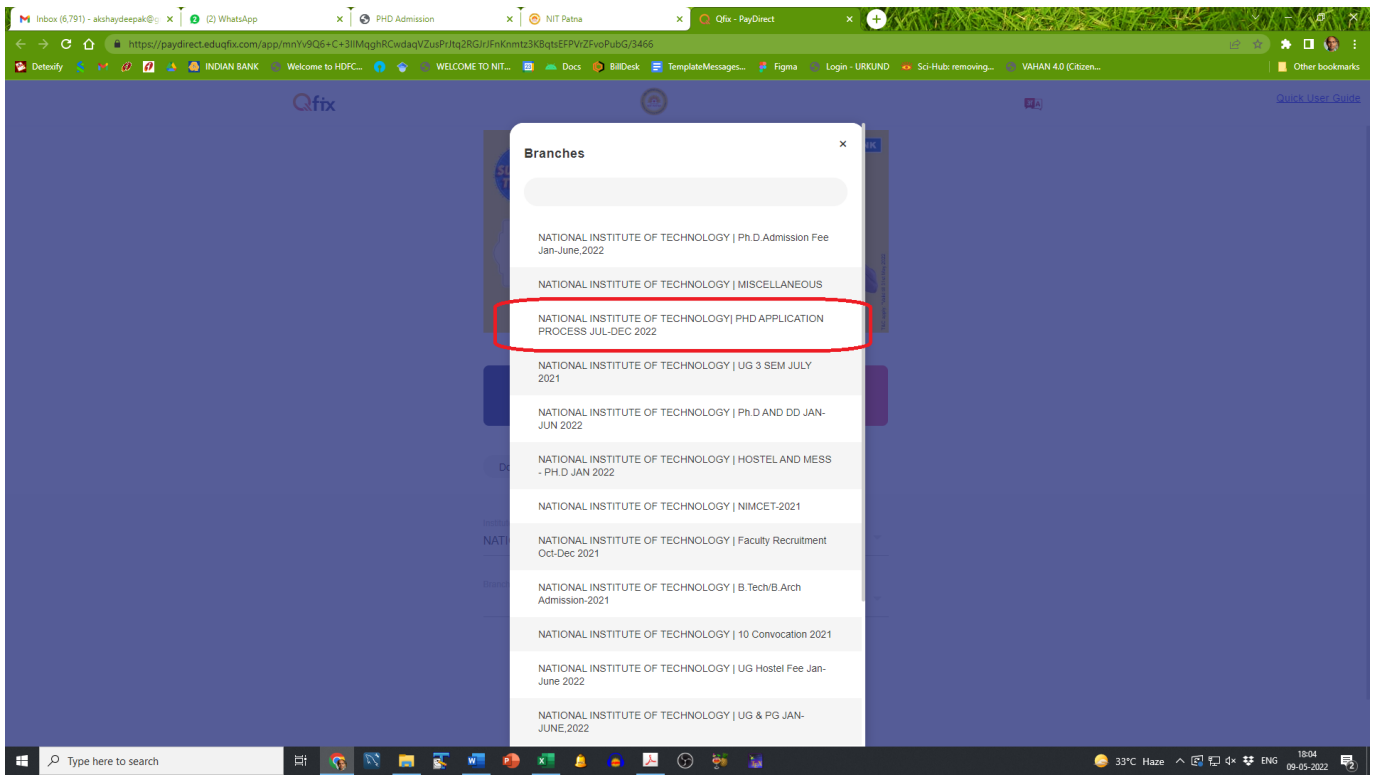
A screenshot of a 'Sign in' form. The form has a title 'Sign in' and a label 'e-Mail Id'. Below the label is a text input field containing the email address 'abc@nitp.ac.in'. Below the input field is a green button labeled 'Send OTP'.

Step 2: Enter mail Id to sign-in with OTP-based interface.

Step 3: Make Payment for Ph.D. Programme by selecting the radio button - **Make Payment** and then clicking on the "Submit" button.



At the payment portal, under “Branch” option, select “NATIONAL INSTITUTE OF TECHNOLOGY | PHD APPLICATION PROCESS JUL-DEC 2022” from drop down



(Please Note: Use same e-mail id for making payment and application, otherwise your application will not be valid).

Step 4: After successful payment, come back to <http://exam.nitp.ac.in:9001/loginpage.aspx> and login. Click on Submit/Update Admission Form to fill necessary details for applying to Ph.D. Programme. After Submit, click on HOME button to return back to Instruction Page.

Step 5: Click on radio button "Upload Image & Signature" for Uploading your photo and signature. After Successful uploading, click on HOME button to return Instruction Page.

Step 6: After successfully applying candidate needs to take a Print out of the application form submitted.

For any **technical** issue related to the online application interface, please email at phd.help@nitp.ac.in.