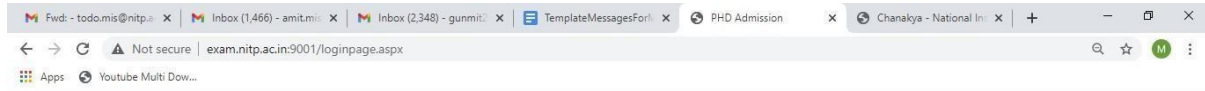


# Ph.D. Programme 2021

Step 1: <http://exam.nitp.ac.in:9001/loginpage.aspx> click on this link for application to Ph.D. Programme 2021.



Sign in

OR

Email address

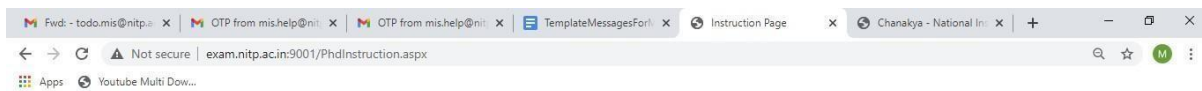
Check Your Email For the OTP

Activate Windows  
Go to Settings to activate Windows.



Step 2: Sign in with Google based or Enter mail Id.

Step 3: Make Payment for Ph.D. Programme by clicking on the radio button - **Make Payment.**



Instruction Title SIGN OUT

Welcome,  
gunmit2016@gmail.com

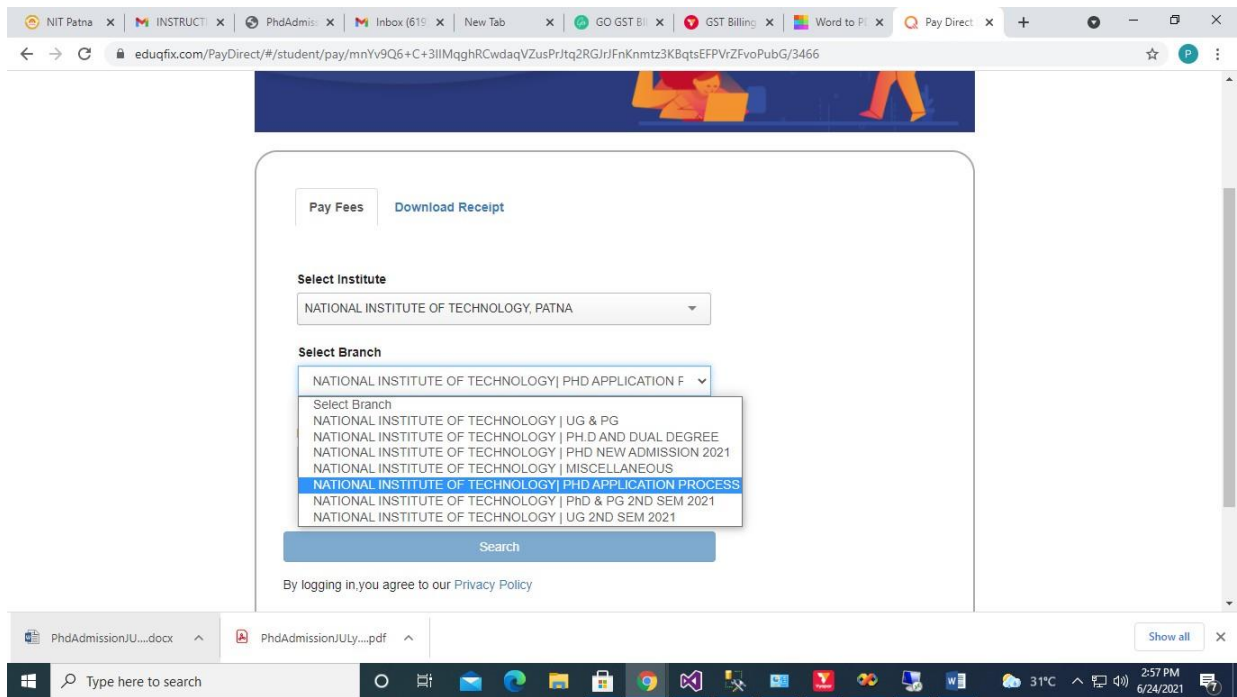
Make payment  
 Submit/Update Admission Form  
 Upload Image & Signature  
 Form Print

NIT PATNA

Activate Windows  
Go to Settings to activate Windows.



**At the payment portal, Select "NATIONAL INSTITUTE OF TECHNOLOGY | PHD APPLICATION PROCESS" from drop down**



**(Please Note: Use same e-mail id for making payment and application, otherwise your application will not be valid).**

Step 4: After successful payment, come back to <http://exam.nitp.ac.in:9001/loginpage.aspx> and login. Click on Submit/Update Admission Form to fill necessary details for applying to Ph.D. Programme. After Submit, click on HOME button to return back to Instruction Page.

Step 5: Click on radio button "Upload Image & Signature" for Uploading your photo and signature. After Successful uploading, click on HOME button to return Instruction Page.

Step 6: After successfully applying candidate needs to take a Print out of the application form submitted.