

Online
Orientation Programme - 2020

for

newly admitted students of B.Tech. / B.Arch. Programme



NATIONAL INSTITUTE OF TECHNOLOGY PATNA

(Ashok Rajpath, Patna, Bihar – 800 005)

The online orientation programme for newly admitted students of B.Tech. / B.Arch. Programme (July – Dec 2020 Sem.) will be conducted online using the Microsoft Teams App. The provisionally admitted students can connect using their mobile / laptop / desktop computer through the following links:

Day-wise Links to Join		
Date	Timing	Join through the link
01-12-2020	11:30 AM - 12:40 PM	http://bit.do/nitp1
02-12-2020	11:30 AM - 12:45 PM	http://bit.do/nitp2
03-12-2020	11:30 AM - 01:00 PM	http://bit.do/nitp3
04-12-2020	11:30 AM Onwards	Links to be notified by respective Department

In case of any difficulty kindly refer to **ANNEXURE-1** (How to Join Online Orientation Programme).

--

Dr. Yogesh Kumar
Coordinator Online Orientation Programme &
Assistant Professor
Department of Mechanical Engineering
National Institute of Technology, Patna
Ph: 9410478242

ANNEXURE-1

How to Join Online Orientation Programme

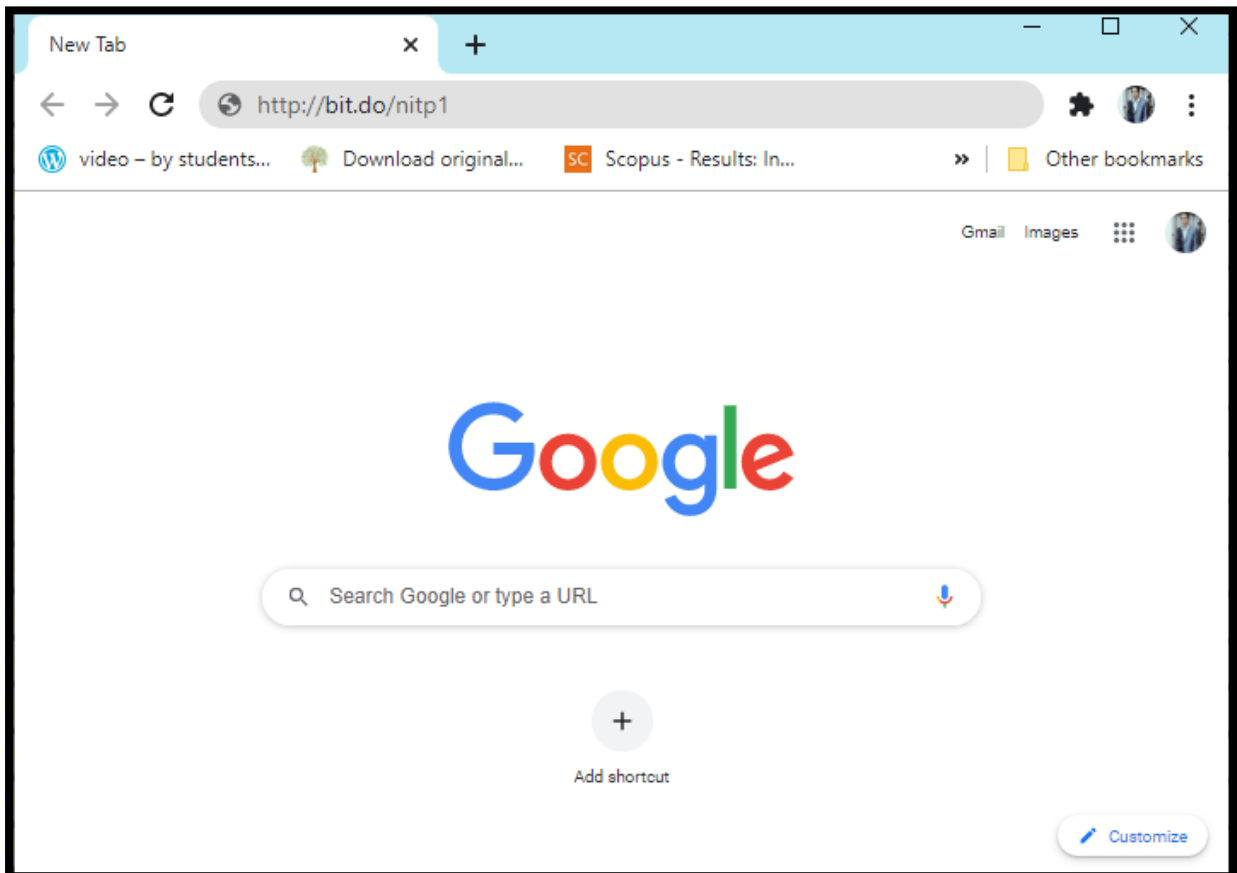
The online orientation programme will be conducted online using the Microsoft Teams App. Students can connect using their mobile / laptop / desktop computer. Students need to follow the step according to the device on which through mobile. Therefore, you need to download and install Microsoft Teams app from the link

<https://www.microsoft.com/en-in/microsoft-365/microsoft-teams/download-app>

After installation of Microsoft Teams App you should follow the steps below to connect in the online orientation program:

A. Connecting Using Laptop / Desktop

Step 1: Open your Internet Browser and type link to Join for examples <http://bit.do/nitp1> (for day 1) as shown below.

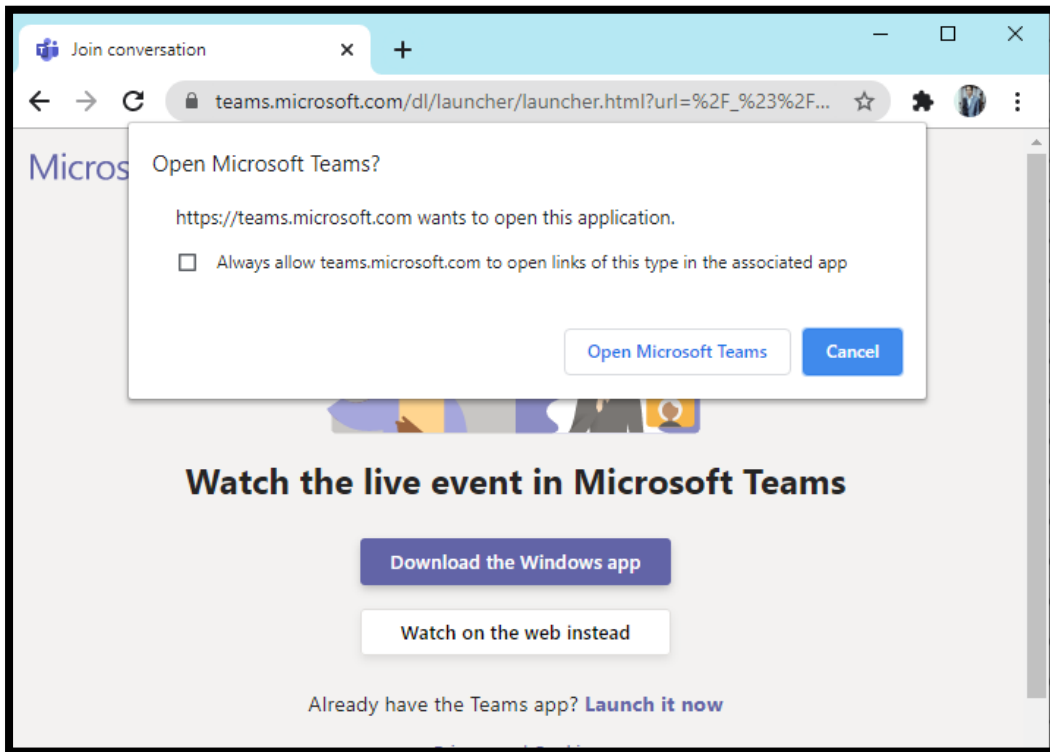


Step 2: Once you reach the screen shown below you need to

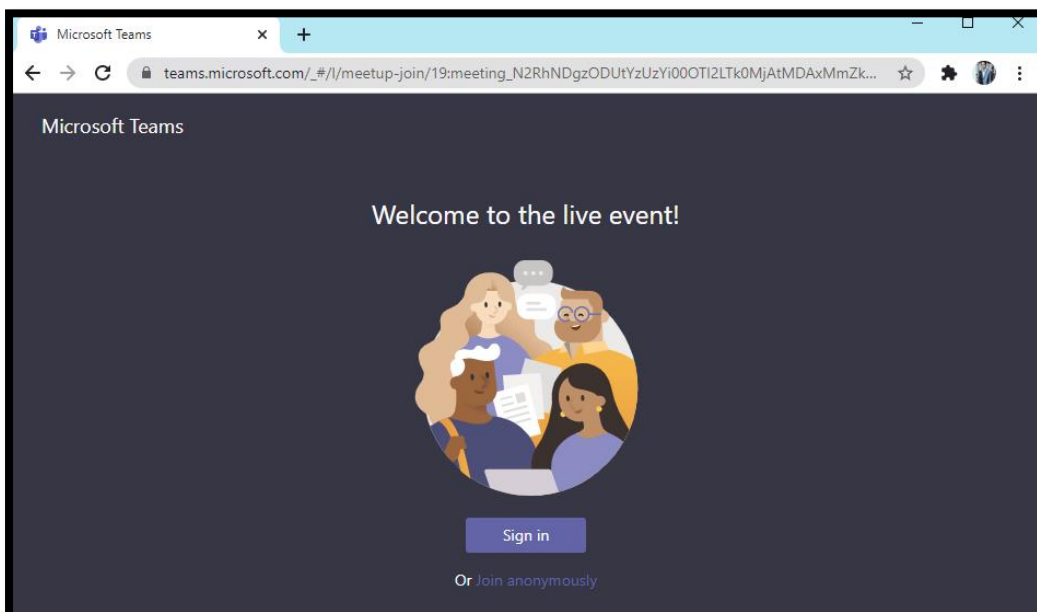
Click **Open Microsoft Teams**

OR

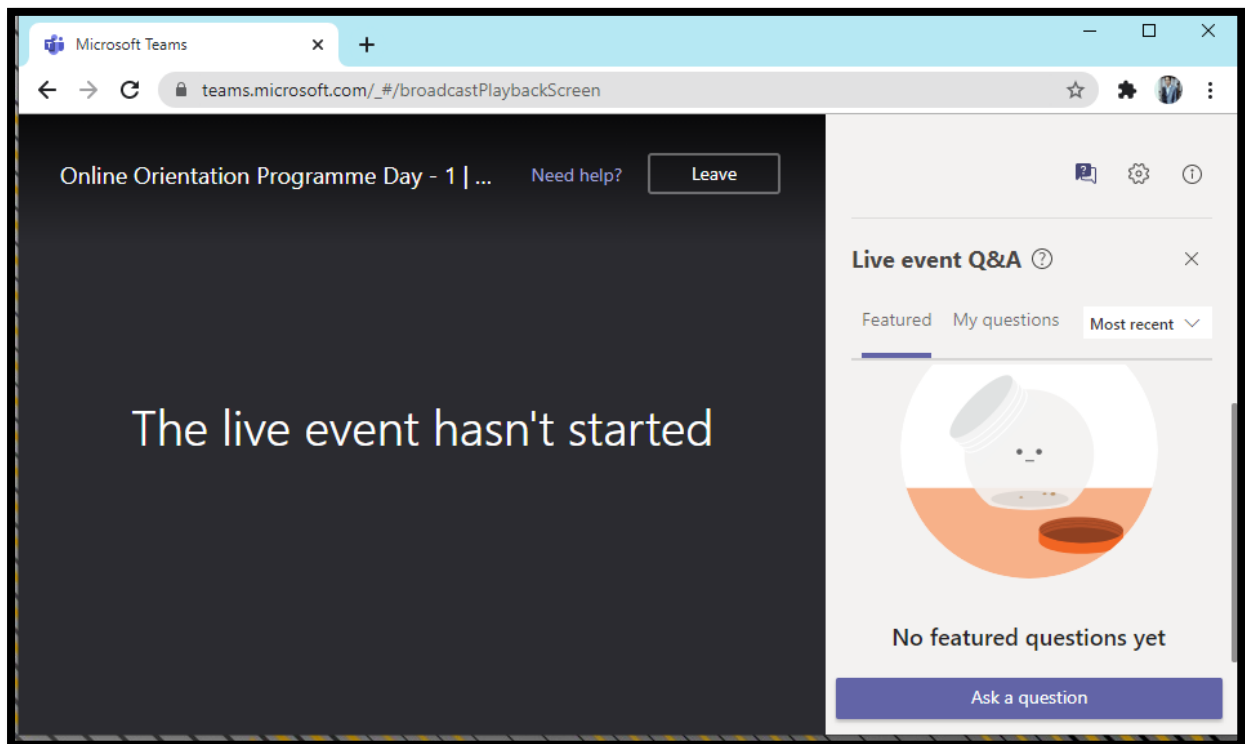
Click **Cancel** followed by click on **Watch on the web instead**



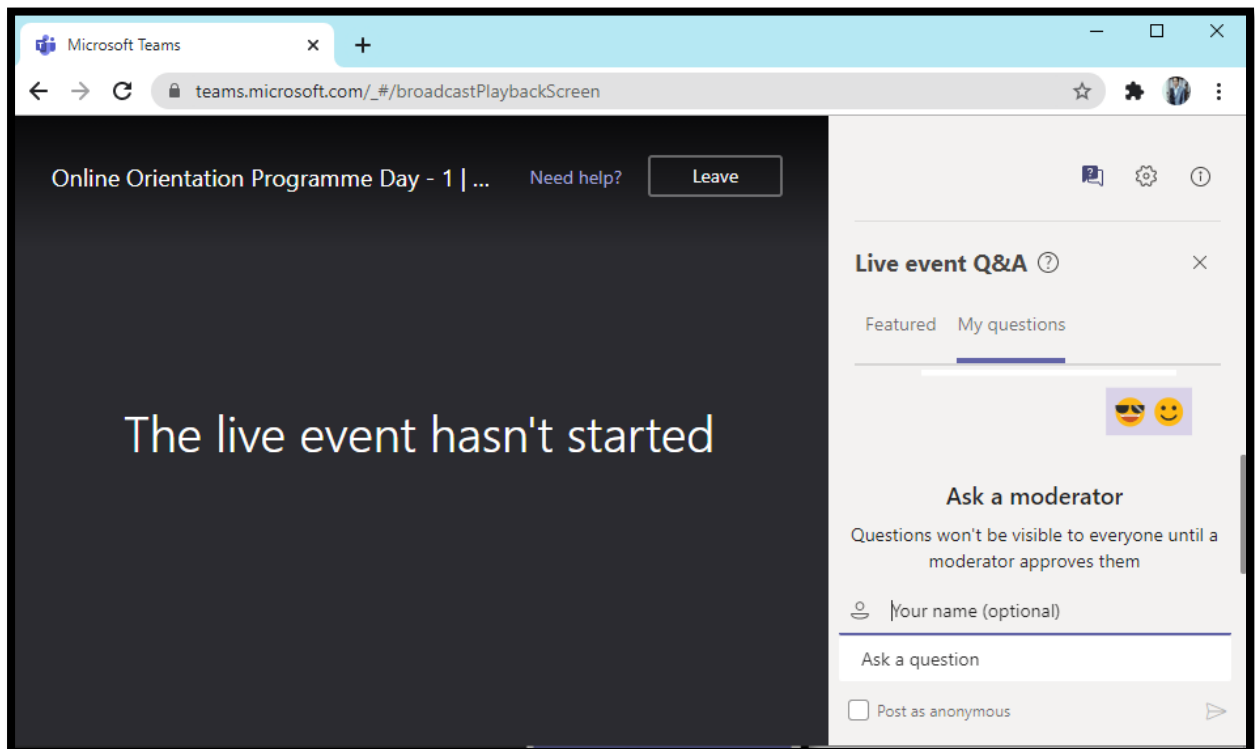
Step 3: Now don't click on 'Sign In'. You need to click on Join Anonymously



Step 4: After step 3 if you see screen “Online Orientation Program Day -1 I NIT Patna” then you have been successfully joined the event and need to wait till the program start.

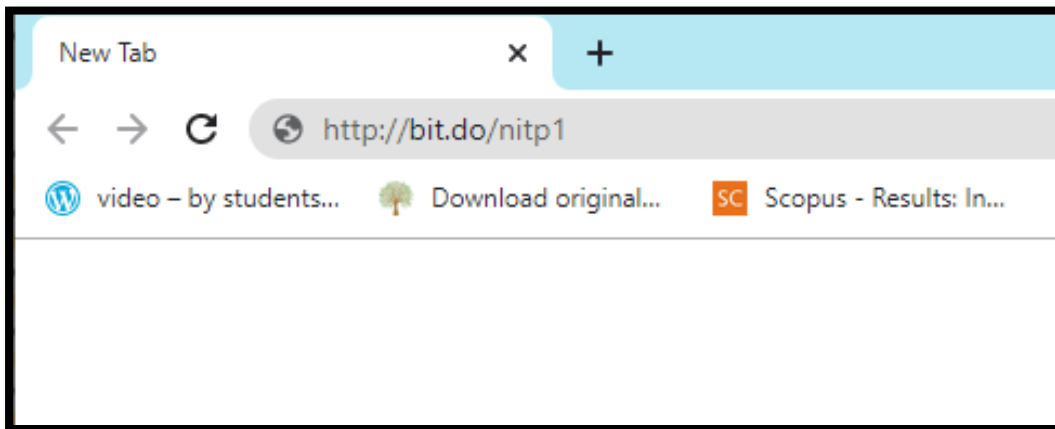


Step 5: If you wish to ask any question you can ask using the option “ask question”.

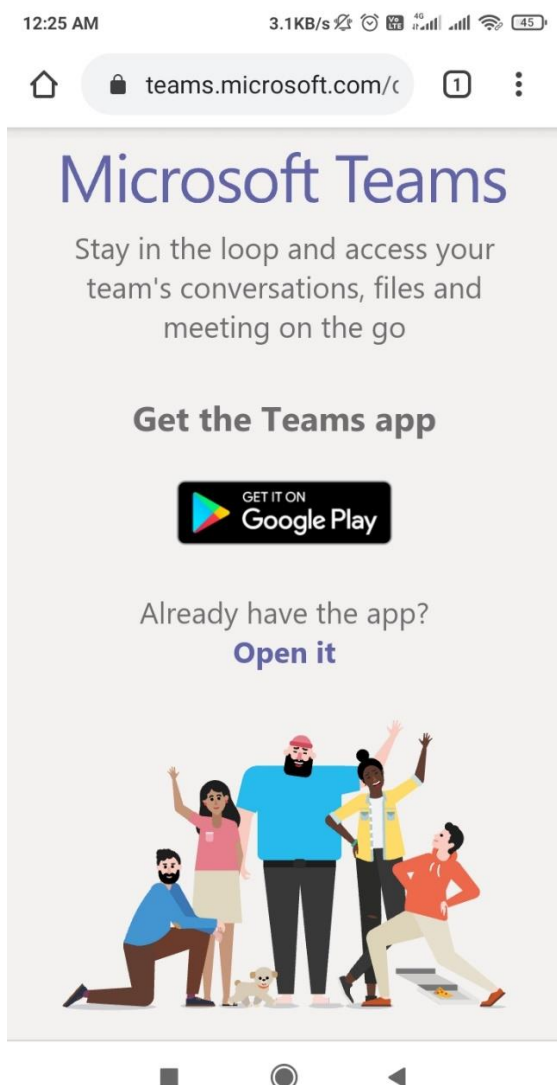


B. Connecting Using Mobile

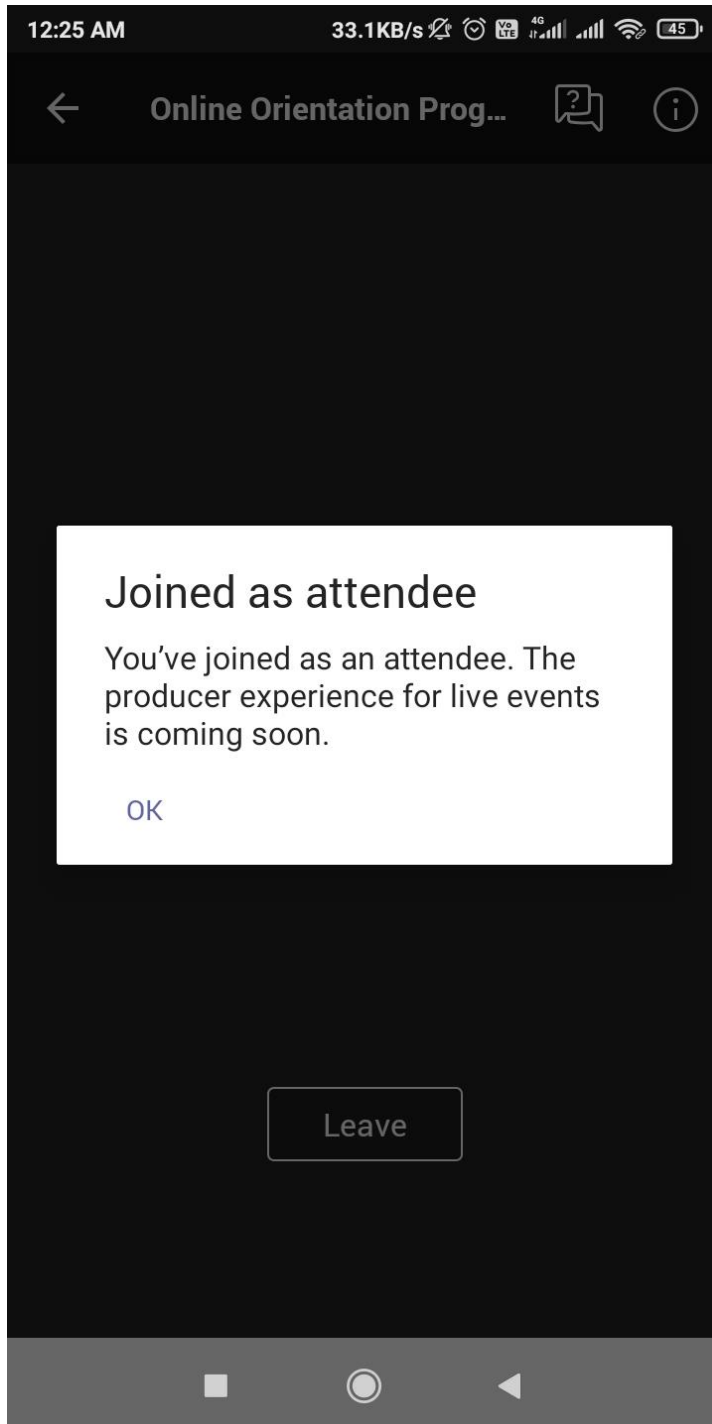
Step 1: Open your Internet Browser on Mobile and type link to Join for examples <http://bit.do/nitp1> (for day 1) as shown below.



Step 2: Once you reach the screen shown below you need to click on “Open it”

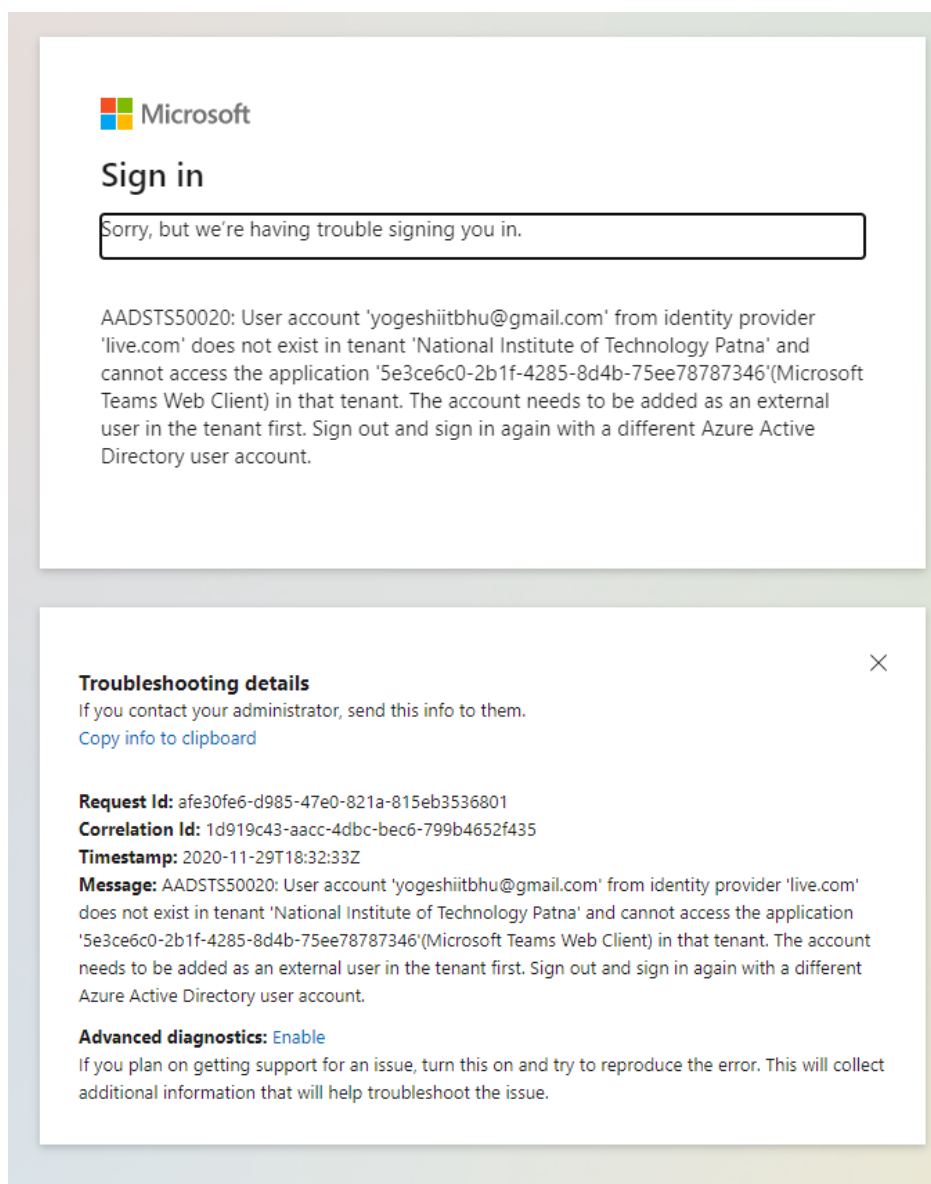


Step 3: You need to click on “Join Anonymously” instead on sign in and you will be connected to Online Orientation Programme as shown below. Now you need to click on OK and wait for the program to start.



Possible Error:

In case you are not able to access the online orientation programme and land up to the screen like fig.. In this case sign out from your microsoft team App using sign out option available in your microsoft app and repeat the steps from 1.



The image shows a Microsoft sign-in screen with an error message. The error message states: "AADSTS50020: User account 'yogeshiitbhu@gmail.com' from identity provider 'live.com' does not exist in tenant 'National Institute of Technology Patna' and cannot access the application '5e3ce6c0-2b1f-4285-8d4b-75ee78787346'(Microsoft Teams Web Client) in that tenant. The account needs to be added as an external user in the tenant first. Sign out and sign in again with a different Azure Active Directory user account." Below the error message is a "Troubleshooting details" section with a close button (X). The troubleshooting details include: "Request Id: afe30fe6-d985-47e0-821a-815eb3536801", "Correlation Id: 1d919c43-aacc-4dbc-bec6-799b4652f435", "Timestamp: 2020-11-29T18:32:33Z", and "Message: AADSTS50020: User account 'yogeshiitbhu@gmail.com' from identity provider 'live.com' does not exist in tenant 'National Institute of Technology Patna' and cannot access the application '5e3ce6c0-2b1f-4285-8d4b-75ee78787346'(Microsoft Teams Web Client) in that tenant. The account needs to be added as an external user in the tenant first. Sign out and sign in again with a different Azure Active Directory user account." There is also a link for "Advanced diagnostics: Enable" with a brief explanation.

Helpdesk:

SN	Name	Email	Phone No.
1	Dr. Ambrish Maurya	amaurya.me@nitp.ac.in	9410474827
2	Dr. Om Ji Shukla	omjishukla.me@nitp.ac.in	8947938722